

Special Information Sheet

Testifire Warranty Counter



With the launch of Testifire Mk2, the way in which warranty is calculated has changed. The warranty period which is 12 months is now calculated on each Testifire by an internal day counter that starts counting from the first day that the unit is turned on.

> For Firmware Version 6.5 to 7.3.1

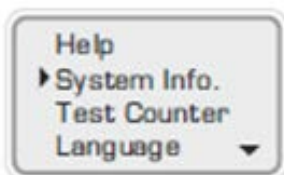
To access the warranty day counter please turn on your Testifire and navigate to the System Information screen as follows:

1. Press the Menu Key.

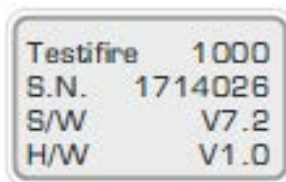
Menu Key



2. Select System Info.



3. View the System Info. Screen



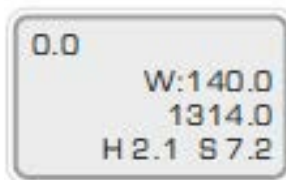
4. Press left green; right green; left green key followed by 'Down' arrow to display the warranty screen

Left green Right green



Down

The number in the top right corner indicates how many days of the warranty have lapsed. The example to the right shows 140 days have passed since it was first turned on (W=Warranty).



Special Information Sheet

Testifire Warranty Counter

> For Firmware Version 7.3.2 Onwards

To access the warranty day counter please turn on your Testifire and navigate to the System Information screen as follows:

1. Press the Menu Key



2. Select System Info.



3. View the Warranty Info Screen. The number of days displayed is the number of days since first powered on.



NOTE. Any accidental damage, tampering or water ingress of any kind will always invalidate Testifire warranty. If the Testifire will not power on. Warranty age can be calculated from the date of manufacture. See SISI 9.

> Further Information

Should you require any further information regarding the use of, detectortesters test equipment, Contact our Product Support team on 01707 282760 or email support@detectortesters.com



No Climb Products Ltd
Edison House
163 Dixons Hill road
Welham Green, Hertfordshire
AL9 7JE, United Kingdom
Tel: +44(0) 1707 282760
Fax: +44 (0) 1707 282777

